











NORTH CAROLINA

Christmas Tree

SPECIES

- 
FRASER FIR
 (*Abies fraseri*)
 · Strong branches
 · Pleasing aroma
 · Good needle retention
 Western NC
- 
EASTERN WHITE PINE
 (*Pinus strobus*)
 · Somewhat strong branches
 · Soft roots make it a great living Christmas tree
 · Good needle retention
 · Unique softer green to silver green color
 Piedmont & Mountain NC regions
- 
VIRGINIA PINE
 (*Pinus virginiana*)
 · Most popular for “choose and cut”
 · Pleasing aroma
 · Branches are woody, strong
 · Some color variance; can be yellowish
 Piedmont & Mountain NC regions
- 
REDCEDAR
 (*Juniperus virginiana*)
 · Prickly foliage
 · Branches are more limber
 · Can dry out more quickly
 Native to NC
- 
EASTERN NC LEYLAND CYPRESS
 (*x Cupressocyparis leylandii*)
 · Can dry out quickly
 · Best for “choose and cut” farms
 Southern states

How to PICK A TREE



Needle test

Grab any branch on the tree between your thumb and forefinger, gently pinch down and pull towards yourself. If you end up with a handful of needles, the tree is already past its prime.

Smell test

Crush the needles in your hand and then check the scent. If you don't get a strong Christmas tree smell, then look at another tree.

Bounce test

Literally “bounce” the tree. Grab its trunk, hold an inch from the ground, then let the trunk bottom drop to the ground. If exterior needles fall off, then the tree isn't doing well. (Needles falling from interior are fine.)

Stand test

Make absolutely sure the tree's trunk fits your stand! You don't want to “trim” the trunk to fit your stand; removing the trunk's bark prevents the tree from absorbing water well. Find a trunk that fits your stand or invest in a new stand.



IMPRESS SANTA

[by Keeping Your Tree Healthy *all season*]

Ask for a fresh cut!

When you pick your perfect tree, ask for a fresh trunk cut before the tree stand is put on.

Take your stand with you.

Take your stand to the tree lot. They'll fit it onto your tree for you.

Make a tree ornament.

You can ask the tree lot to cut a disc from the bottom of the tree trunk. Save it as that year's Christmas ornament; simply let it dry out, then you can drill a hole and tie ribbon through it. Consider painting the year onto the disc.

Water! Often!

Water your tree often, especially in the beginning. Check at least twice a day.

Avoid heat.

Don't put your tree near warm vents, fireplaces, or direct harsh sunlight.

Close to Power.

Remember to pick a spot in your house close to power outlets. You don't want your light strings extending too far and creating a tripping hazard.